


# KS1 Summer 1



Our Christian vision:  
 “Whenever the rainbow appears in the clouds, I will see it and remember the everlasting covenant between God and all living creatures of every kind on the earth.”  
 Genesis 9 v16

## Home Learning Menu










We’ve put together a selection of fun, creative activities inspired by our theme:

*Roots, Shoots and Muddy Boots*

These optional activities can be completed at your own pace throughout the half term.

Choose as many as you like - **the more creative, the better!**

Please bring your finished work by **Monday 18th May** so we can enjoy and share your brilliant ideas and celebrate together.

<p><b>Grow your own plant</b></p> <p>Plant a seed (bean, sunflower, cress - anything easy).</p> <p>Draw a picture of it each week as it grows.</p> <p>Measure it using cubes, fingers, or a ruler.</p> 	<p><b>Minibeast Safari</b></p>  <p>Go on a bug hunt in the garden or park.</p> <p>Record what you find by drawing each minibeast and creating a tally chart to count how many of the same minibeast you see.</p> <p>Can you add up the total of minibeasts you found altogether?</p>	<p><b>Weather Watcher</b></p> <p>Keep a simple weather chart for a week.</p> <p>Draw symbols for different types of weather (sun, cloud, rain).</p> <p>Can you write a short description of the weather each day?</p> 
<p><b>What do plants need?</b></p> <p>Set up a simple experiment:</p>  <p>Put one plant in the sunlight and water it regularly, put one in the shade and water it regularly and put the final plant in the sunlight but don't water it.</p> <p>Observe what happens.              Draw what you observe.</p>	<p><b>Mud Kitchen Creations</b></p> <p>Make “mud pies” or “nature soup” using soil, water, and natural materials.</p> <p>Write a recipe for your creation.</p> 	<p><b>Farm shop</b></p> <p>Set up a pretend farm shop at home selling fruit and vegetables.</p> <p>Give each item a price and use coins to buy them.</p> 
<p><b>Nature Art</b></p> <p>Make a natural piece of art using fallen leaves, sticks or petals you find on the ground, but please <b>don't</b> pick them from living plants.</p> 	<p><b>Super vegetables</b></p> <p>Turn a vegetable or a piece of fruit into a superhero character. Draw your superhero and write a character description using adjectives.</p> 	<p><b>Reading</b></p> <p><b>This is a required daily task and not part of the optional activities.</b> Listen to your child read their phonics book for approximately 10 minutes a day. Remember to give them lots of praise! If they can't read a word, encourage them to sound it out or read it to them. After, discuss the book.</p>  <p>Share a book for pleasure together. Read it to or with them. Discuss the pictures, enjoy the story, predict what might happen next, use different voices for the characters, explore the facts in a non-fiction book.</p>