


# KS1 Spring 2



Our Christian vision: "Whenever the rainbow appears in the clouds, I will see it and remember the everlasting covenant between God and all living creatures of every kind on the earth."  
Genesis 9 v16

## Home Learning Menu








We've put together a selection of fun, creative activities inspired by our theme:

*Once Upon a Time*

These optional projects can be completed at your own pace throughout the half term.

Choose as many as you like - **the more creative, the better!**

Please bring your finished work by **Monday 23rd March** so we can enjoy and share your brilliant ideas and celebrate together.

<p><b>English – Story Retell</b></p> <p>Choose your favourite Easter, traditional tale or spring-time story (or any story you love). Draw the front cover and write sentences about why you like it.</p> 	<p><b>Maths – Shape Castle</b></p> <p>Draw or build a castle using 2D or 3D shapes. Label the shapes you used (e.g., square windows, cylinder towers).</p> 	<p><b>Art/DT – Design a Magic Object</b></p> <p>Design your own magic object e.g. a wand, key or cloak. Label the colours, shapes or patterns you choose and explain what magic it can do.</p> 
<p><b>Poem or Song</b></p> <p>Create a short poem or song about a traditional tale.</p> 	<p><b>New Habitat</b></p> <p>Design a habitat for an imaginary animal. Think about what it would need to survive (warmth, food, water, hiding places).</p>	<p><b>Build a Spring Animal</b></p> <p>Use recycling or craft materials to make a spring animal (chick, lamb, rabbit).</p> 
<p><b>Healthy Me - physical activity</b></p> <p>Choose a way to be active at home for at least 10 minutes. You could try:</p> <ul style="list-style-type: none"> <li>● skipping</li> <li>● dancing</li> <li>● a short walk</li> <li>● throwing and catching</li> <li>● star jumps</li> <li>● a mini obstacle course</li> </ul> <p>Draw or write what you did and how it made your body feel (e.g., warm, tired, strong, energised).</p>	<p><b>Healthy Me - cooking task</b></p> <p>Make a simple healthy snack at home. You could prepare something like fruit salad, vegetable sticks, a yoghurt and fruit bowl, or a healthy sandwich. Draw your snack and label the healthy ingredients. Write sentences to explain why your snack is good for your body.</p> 	<p><b>Reading</b></p> <p><b>This is a required daily task and not part of the optional activities.</b> Listen to your child read their book for approximately 10-15 minutes per day. Remember to give them lots of praise – celebrate their success! If they can't read a word, read it to them. After they have finished, talk about the book together.</p>  <p>Share a book together. Read it to or with them. Discuss the pictures, enjoy the story, predict what might happen next, use different voices for the characters, explore the facts in a non-fiction book. <b>The main thing is that you have fun!</b></p>