


# EYFS Spring 2



Our Christian vision: "Whenever the rainbow appears in the clouds, I will see it and remember the everlasting covenant between God and all living creatures of every kind on the earth."  
Genesis 9 v16

## Home Learning Menu








We've put together a selection of fun, creative activities inspired by our theme:

*Once Upon a Time*

These optional activities can be completed at your own pace throughout the half term.

Choose as many as you like - **the more creative, the better!**

Please bring your finished work by **Monday 23rd March** so we can enjoy and share your brilliant ideas and celebrate together.

<p><b>English - Story telling</b></p> <p>Tell your own 'Once upon a time' story. Who are the characters in your story? Where does the story happen? (Castle, forest, tower) What is the problem in your story? (a wicked witch, a big bad wolf)</p> <p>Draw a story map and tell your story to an adult.</p>	<p><b>Maths – Shape Castle</b></p> <p>Build a fairytale castle for a story book character using building blocks or junk modelling materials. What 3D shapes can you see? What 2D shapes can you see? Can you count the number of each shape?</p> 	<p><b>Healthy Me - physical activity</b></p> <p>Choose a way to be active at home for at least 10 minutes. You could try:</p> <ul style="list-style-type: none"> <li>● skipping</li> <li>● dancing</li> <li>● a short walk</li> <li>● throwing and catching</li> <li>● star jumps</li> <li>● a mini obstacle course</li> </ul> <p>Talk about what you did and how it made your body feel (e.g., warm, tired, strong).</p>
<p><b>Maths - measurement</b></p> <p>In <i>Jack and the Beanstalk</i>, the beanstalk grows very tall! Can you find something taller than you? Can you find something shorter than you? Take photos or draw the taller and shorter objects.</p> 	<p><b>Healthy Me - cooking task</b></p> <p>Make a simple healthy snack at home. You could prepare something like fruit salad, vegetable sticks, a yoghurt and fruit bowl, or a healthy sandwich.</p> <p>Draw your snack and label the healthy ingredients. Explain to an adult why your snack is good for your body.</p> 	<p><b>The importance of sleep!</b></p> <p>In <i>Sleeping Beauty</i>, sleep is very important! Can you:</p> <ul style="list-style-type: none"> <li>● Put your pyjamas on yourself?</li> <li>● Brush your teeth for 2 minutes?</li> <li>● Read a bed time story?</li> <li>● Go to bed on time?</li> </ul>  <p>Draw your bedtime routine - what do you do first, next and after?</p>
<p><b>Design a crown for a fairytale character</b></p> <p>Use different materials to make a crown. Use scissors to cut out the shape of your crown and decorate with natural objects or craft materials.</p> 	<p><b>Build a Spring Animal</b></p> <p>Use recycling or craft materials to make a spring animal (chick, lamb, rabbit).</p> 	<p><b>Reading</b></p> <p><b>This is a required daily task and not part of the optional activities.</b> Listen to your child read their phonics book for approximately 10 minutes a day. Remember to give them lots of praise! If they can't read a word, encourage them to sound it out or read it to them. After, discuss the book together.</p>  <p>Share a book for pleasure together. Read it to or with them. Discuss the pictures, enjoy the story, predict what might happen next, use different voices for the characters, explore the facts in a non-fiction book.</p>