


KS1 Spring 1



Our Christian vision:
"Whenever the rainbow appears in the clouds, I will see it and remember the everlasting covenant between God and all living creatures of every kind on the earth." Genesis 9 v16

Home Learning Menu






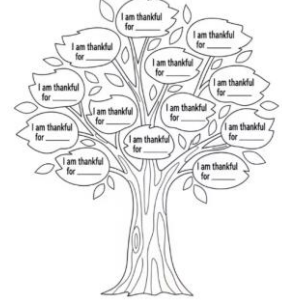



We've put together a selection of fun, creative activities inspired by our theme:

Our Planet - The One Place we all call Home

These optional projects can be completed at your own pace throughout the half term.

Choose as many as you like - **the more creative, the better!**

Please bring your finished work by **Monday 9th February** so we can enjoy and share your brilliant ideas and celebrate together.

<p>Continents in Colour</p> <p>Create a large, colourful artwork showing the seven continents, but instead of just colouring them in, decorate each continent with patterns, animals, or symbols that represent it. E.g., Africa – zebra stripes or elephants.</p> 	<p>Explorers Diary</p> <p>Imagine you are Christopher Columbus or Neil Armstrong. Write a short diary entry (or draw comic-style pictures) describing what you saw, how you felt, and what made your journey exciting.</p> 	<p>Habitat Hunt</p> <p>Go outside (garden, park, or local area) and look for signs of different habitats. Draw or take notes about where you found birds, minibeasts or plants. Label your findings.</p> 
<p>Poem or Song</p> <p>Write a short poem or song about Our Planet – The One Place We All Call Home.</p> 	<p>Planet Protectors Pledge</p> <p>Write a short pledge about how you can look after our planet e.g., recycling, saving water, turning off lights. Decorate it with drawings.</p> 	<p>Thankfulness Tree</p> <p>Draw a tree and write something you are thankful for on each leaf.</p> 
<p>My favourite place on Earth</p> <p>Draw a picture of your favourite place on Earth and complete the sentence 'My favourite place on Earth is...' and explain why.</p> 	<p>Create Earth</p> <p>Create a model Earth using junk materials. Use collage materials or paints to add colour to your Earth.</p> 	<p>Reading</p> <p>This is a required daily task and not part of the optional activities. Listen to your child read their book for approximately 10-15 minutes per day. Remember to give them lots of praise – celebrate their success! If they can't read a word, read it to them. After they have finished, talk about the book together.</p>  <p>Share a book together. Read it to or with them. Discuss the pictures, enjoy the story, predict what might happen next, use different voices for the characters, explore the facts in a non-fiction book.</p> <p>The main thing is that you have fun!</p>