


Year 1 & 2 Autumn 2



Our Christian vision:
"Whenever the rainbow appears in the clouds, I will see it and remember the everlasting covenant between God and all living creatures of every kind on the earth." Genesis 9 v16

Home Learning Menu





We've put together a selection of fun, creative activities inspired by our theme:

If I Could Turn Back Time – Fire! Fire!

These optional activities can be completed at your own pace throughout the half term.

Choose as many as you like - **the more creative, the better!**

Please bring your finished work by **Monday 15th December** so we can enjoy and share your brilliant ideas and celebrate together.

<p>Build a Model of Pudding Lane</p> <p>Use Lego, cardboard, or recycled materials to recreate a street from 1666.</p> <ul style="list-style-type: none"> Label key features (e.g. bakery, wooden houses). Talk about how buildings have changed. 	<p>Bake like Thomas Farriner</p> <p>With an adult, bake bread or biscuits.</p> <ul style="list-style-type: none"> Draw or label the ingredients/tools used. Talk about kitchen safety and compare modern kitchens to 1666. 	<p>Create Fire-Themed Artwork</p> <p>Use warm colours (red, orange, yellow) to paint or collage a fire scene.</p> <ul style="list-style-type: none"> Add silhouettes of buildings. Talk about how colours can show emotion or danger.
<p>Fire Safety Hunt</p> <p>Go on a fire safety hunt at home. Can you find a smoke alarm, fire extinguisher and blanket and an escape route?</p> <p>Talk with your family about what to do in an emergency.</p> <p>Then draw a fire safety poster about what you have learnt.</p> 	<p>Retell the Great Fire of London</p> <p>Write or draw a short story about the fire. Use capital letters, finger spaces, and full stops correctly.</p> <p>Include time connectives (e.g. <i>First</i>, <i>Next</i>, <i>Then</i>, <i>Finally</i>) to sequence events</p> <p>Use adjectives to describe the fire, people, and places (e.g. <i>hot</i>, <i>wooden</i>, <i>frightened</i>)</p> <p>Write in complete sentences with a clear beginning, middle, and end</p> <p>Use past tense verbs to retell the story (e.g. <i>burned</i>, <i>ran</i>, <i>wrote</i>)</p> <p>Include historical characters like Samuel Pepys or Thomas Farriner.</p>	<p>I can do it myself!</p> <p>Choose one or more personal tasks and practice doing independently at home.</p> <p>Examples include:</p> <ul style="list-style-type: none"> Practice tying your own shoelaces Organise and pack your own school bag Tidying up after playing Getting dressed and undressed independently Brushing your teeth with little support Using a knife and fork <p>They can draw a picture or take a photo of themselves doing it.</p>
<p>Yes, it's that time of year again!</p> <p>Design and make Christmas Cards</p> <p>Write a kind message inside - practice your handwriting and sentence structure.</p> <p>Give them to someone special, family, neighbour or even post it to a care home.</p> 	<p>Learn a Christmas Song or Carol</p> <p>Practise singing it aloud and, if you feel confident, perform it for your class!</p> 	<p>Reading</p> <p>This is a required daily task and not part of the optional activities. Listen to your child read their book for approximately 10-15 minutes per day. Remember to give them lots of praise – celebrate their success! If they can't read a word, read it to them. After they have finished, talk about the book together.</p>  <p>Share a book together. Read it to or with them. Discuss the pictures, enjoy the story, predict what might happen next, use different voices for the characters, explore the facts in a non-fiction book.</p> <p>The main thing is that you have fun!</p>