


EYFS Autumn 2



Our Christian vision:
"Whenever the rainbow appears in the clouds, I will see it and remember the everlasting covenant between God and all living creatures of every kind on the earth." Genesis 9 v16

Home Learning Menu







We've put together a selection of fun, creative activities inspired by our theme:

Turn Back Time – Fire! Fire!

These optional activities can be completed at your own pace throughout the half term.

Choose as many as you like - **the more creative, the better!**

Please bring your finished work by **Monday 15th December** so we can enjoy and share your brilliant ideas and celebrate together.

<p>Rebuild London</p> <p>Use blocks, Lego, or recycled materials to build a new London that's safer from fire.</p> 	<p>Bake like Thomas Farriner</p> <p>With an adult, help bake something simple like bread rolls, buns, or biscuits. Discuss how ovens and kitchens are safer today than in 1666. Ask what we do to stay safe while baking?</p> 	<p>Firefighter or Fire engine</p> <p>Draw or paint a picture of a firefighter or fire engine. What do they look like? What tools do they use? What do they wear?</p> 
<p>Fire Safety Hunt</p> <p>Go on a fire safety hunt at home. Can you find a smoke alarm, fire extinguisher and blanket or an escape route? Talk with your family about:</p> <ul style="list-style-type: none"> What to do if you hear the smoke alarm How to get out safely Who helps us in a fire emergency 	<p>Read a Fire Safety Story</p> <p>Read a book like <i>Frances the Firefly</i> or <i>Topsy and Tim: The Fire Engine</i> with an adult. Talk about what the characters learned.</p>	<p>I can do it myself!</p> <p>Choose one or more personal tasks and practice doing independently at home. Examples include:</p> <ul style="list-style-type: none"> Putting on their coat and zipping it up Washing their hands properly Tidying up their toys Getting dressed in the morning Brushing their teeth with support Using a knife and fork <p>They can draw a picture or take a photo of themselves doing it.</p>
<p>Yes, it's that time of year again!</p> <p>Make Christmas Cards</p> <p>Design and make Christmas Cards. Use glitter, cotton wool, foil, stickers, or natural items like leaves and twigs to decorate the card.</p>  <p>Write a message and give them to someone special, family, neighbour or even post it to a care home.</p>	<p>Learn a Christmas Song or Carol</p> <p>Practise singing it aloud and, if you feel confident, perform it for your class!</p> 	<p>Reading</p> <p>This is a required daily task and not part of the optional activities. Listen to your child read their book for approximately 10-15 minutes per day. Remember to give them lots of praise – celebrate their success! If they can't read a word, read it to them. After they have finished, talk about the book together.</p>  <p>Share a book together. Read it to or with them. Discuss the pictures, enjoy the story, predict what might happen next, use different voices for the characters, explore the facts in a non-fiction book.</p> <p>The main thing is that you have fun!</p>